

THE EFFECT OF DIETARY SODIUM ON URINE COMPOSITION AND CALCIUM OXALATE RELATIVE SUPERSATURATION IN HEALTHY CATS



Tournier C., Aladenise S., Vialle S., Venet C., Ecochard C., Sergheraert R., Biourge V. Royal Canin, Research Center, Aimargues (France)

INTRODUCTION

Over the past twenty years, the prevalence of calcium oxalate uroliths has dramatically increased in cats but their physiopathology is still poorly understood ⁽¹⁾. The aim of this study was to establish the influence of dietary sodium on urine composition, volume and calcium oxalate relative supersaturation in healthy adult cats.

MATERIALS AND METHODS

- **Animals & Diets:** Eleven commercial complete dry diets were fed successively to 7 Chartreux cats (3 neutered males, 4 females, 6.7 ± 1.4 years old, weight : 4.6 ± 1.7 kg) for 2 weeks. The diets tested were similar in composition **except for their dietary sodium content** (mean : $0.79 \pm 0.38\%$ Na on a DM basis, range 0.44%-1.56%).
- **Parameters recorded:** Water intake was recorded the last 5 days of each study period. Urine volume, urinary specific gravity, pH and concentrations of 10 solutes (Ca, Mg, Na, K, NH_4^+ , phosphate, citrate, sulfate, oxalate, uric acid) were measured on the pooled urine of each cat for the last five days of each study period. Based on those data, the urinary relative supersaturation (RSS) for calcium oxalate (CaOx) was calculated using the software SUPERSAT⁽²⁾.
- **Statistic:** The effect of dietary sodium on those parameters was assessed using simple regression ($P < 0.05$ for significant correlation).

Figure 1 : RSS CaOx \pm SD vs dietary Na level

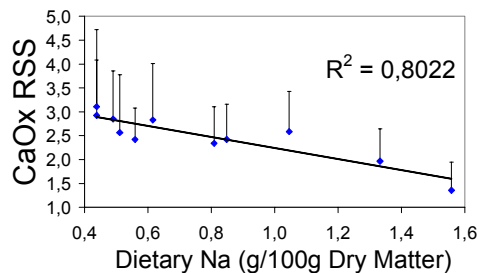


Figure 2 : Urinary oxalate \pm SD vs dietary Na level

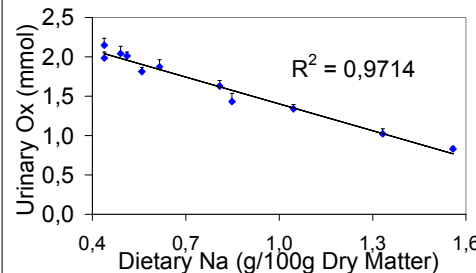


Figure 3 : Diuresis & Water intake \pm SD vs dietary Na level

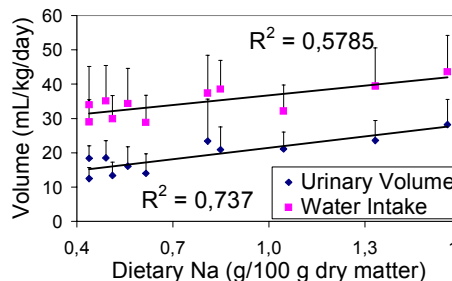
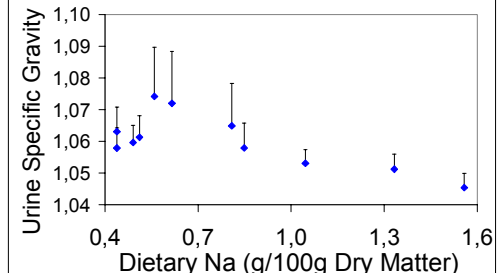


Figure 4 : Urine Specific Gravity \pm SD vs dietary Na level



RESULTS & CONCLUSION



• **Results:** Increasing dietary sodium linearly and significantly decreased CaOx RSS ($R^2 = 80.2\%$) and urinary oxalate concentration ($R^2 = 97.08\%$), linearly and significantly increases urine volume ($R^2 = 73.67\%$), water intake ($R^2 = 57.65\%$). Urinary specific gravity also decreased linearly with increasing dietary sodium but only at a level above 0.58 g/100g DM. No correlation was found between urinary calcium concentration and dietary sodium.

• **Discussion:** The correlation between urinary oxalate concentration and dietary sodium was excellent probably because urinary oxalate is mostly derived from endogenous production⁽³⁾ and thus its excretion over time is stable in urine as long as the cat remains on diets similar in protein⁽⁴⁾, vitamin B6 and C⁽⁵⁾ content. Urinary calcium concentration remained stable despite the increase in dietary sodium.

• **Conclusion:** This study demonstrates that increasing dietary sodium significantly decreases CaOx RSS in cats by urine dilution. This could therefore be a useful strategy to minimize the risk of CaOx crystallisation in susceptible cats.

REFERENCES

- (1) Osborne, C.A., Kruger, J.M., Lulich, J.P. et al., 2000. Feline Lower Urinary Tract diseases. In Ettinger S, Feldman E. eds. Textbook of veterinary internal medicine. Philadelphia : W.B. Saunders. 1710-46.
- (2) Robertson, W.G., Jones, J.S., Heaton, M.A. et al., 2002. Predicting the crystallisation potential of urine from cats and dogs with respect to calcium oxalate and magnesium ammonium phosphate (struvite). J Nutr 132:1637s-41s.
- (3) Stevenson, A.E., Hynds, W.K., Markwell, P.J., 2003. The relative effects of supplemental dietary calcium and oxalate on urine composition and calcium oxalate relative supersaturation in healthy adult dogs. Res Vet Sci.75(1), 33-41.
- (4) Hess, B., Jost, C., Zipferle, L., Takkinen, R., Jaeger, P., 1998. High calcium intake abolishes hyperoxaluria and reduces urinary crystallization during a 20-fold normal oxalate load in humans. Nephrology Dialysis Transplantation 13, 2241-2247.
- (5) Assimos, D.G., Holmes, R.P., 2000. Role of diet in the therapy of urolithiasis. Urologic clinics of North America 27, 255-268.